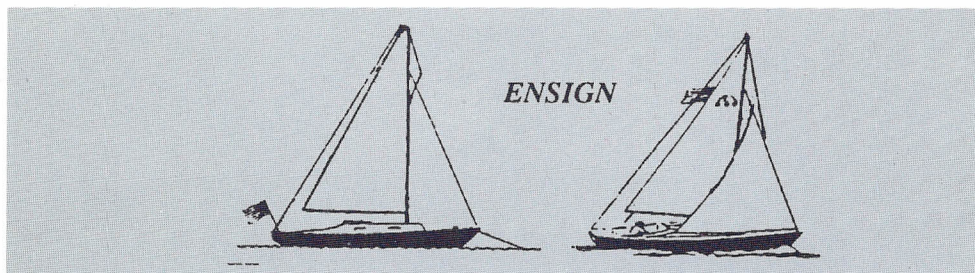


Flags and Shapes Flag Etiquette

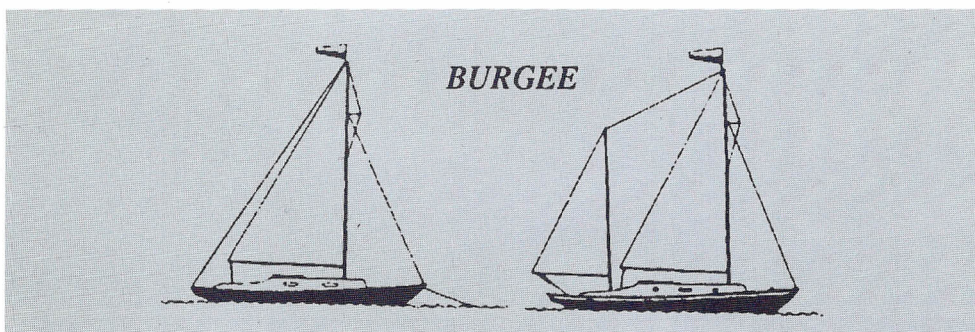
The correct display of flags, signals, and ensigns is one of the more obvious marks of a yachtsman. This code is steeped in the tradition of the sea and promotes uniformity in communication and identification between yachts. The following flag etiquette covers the signals that are used daily on small or medium sized sailing yachts.



Ensign

The ensign is displayed between morning and evening colors (0800 and sunset).

1. At anchor or under power: at the stern staff.
2. Under sail: at the stern staff if not racing and if the boom does not overhang, or at the after-peak of a gaff-rigged sail; or 2/3 of the way up the leach of an after-most marconi-rigged sail.




The Burgee

The Club burgee is displayed whenever the ensign is displayed, but may also be displayed separately, between morning and evening colors, or by day and night, while at anchor or under way on:

1. The masthead of single-masted yachts.
2. The forward masthead of two-masted yachts.
3. The burgee should be replaced with a suitable wind indicator while racing.
4. The burgee, in current days, is often flown from the starboard spreader. It is not acceptable to fly the burgee from any other location.

Flags and Shapes Flag Etiquette



The Private Signal

The owner's private signal may be displayed by day and night on:

1. The masthead of single-masted yachts in place of the burgee.
2. At the after masthead of two-masted yachts, at anchor or underway.

Flag Officers' Flags

A flag officer shall display his flag both day and night in place of his private signal.

Race Committee Flag

The Race Committee flag shall be displayed at the main truck (mast head), in place of the flag otherwise there displayed only while acting as the Committee Boat.

Signal Flags

The starboard main spreader is to be used for signal flags and specific flags such as the owner absent flag and guest flag.

Dressing Ship

When dressing ship on Commissioning Day, Independence Day, and on other special occasions, the following order of international code flags is recommended (starting from forward): AB2, UJ1, KE3, GH6, IV5, FL4, DM7, PO 3rd repeater, RN 1st repeater, STzero, CX9, WQ8, ZY 2nd repeater. Ensigns, burgee, private signals etc. should not be included.

Required Shape Displays (daylight)

1. When anchored in an area other than a designated anchorage, sailing vessels must display a single, black, spherical shape. For lesser craft (those under 20 meters) the size of the shape should be "commensurate with their length".
2. When under sail and power (motorsailing), vessels are required to fly a black cone with the apex down.